


▶ Step 1 Choose Bag Size

Aspen/Landmark™ Ash-Trash Round Top
2.5 Gallon Inner Rigid Liner
 10.25Sq. x 16 H
Suggested Bag Size
 LLD 24x23
 HD 24x24
Office (1,2) MCF 18.50*23.25




Profile Series™
15 Gallon
 19.5 L x 11.875 W x 32.625 H
Suggested Bag Size
 LLD 33x39 or 30x45
 HD 33x40
Office (13) MCF 15.70*24.00




Ash-Trash
15 Gallon Without Rigid Liner
 15.5 Dia. x 27.25 H
Suggested Bag Size
 LLD 30x36 or 26x42
 HD 30x37
Office (14) MCF 24.34*39.00




Ranger®
15 Gallon Inner Rigid Liner
 16.625 Sq. x 28.5 H
Suggested Bag Size
 LLD 33x39
 HD 33x40
Office (35) MCF 31.25*40.26



Round Brute®
10 Gallon
 15.625 Dia. x 17.125 H
Suggested Bag Size
 LLD 24x32
 HD 24x33 or 24x27
Office (9) MCF 24.53*28.94



King Kan
35 Gallon
 20 Sq. x 39.5 H
Suggested Bag Size
 LLD 44x55
 HD 38x60
Office (36) MCF 38.00*53.64



Steel Combo/Ash-Trash Funnel Top
3 Gallon Inner Rigid Liner
 10 Dia. x 15 H
Suggested Bag Size
 LLD 24x23
 HD 24x24
Office (3,4) MCF 15.70*24.00



Untouchable® Half Round
21 Gallon
 21 L x 11 W x 28 H
Suggested Bag Size
 LLD 30x43, 26x46 or 33x39
 HD 30x43 or 33x40
Office (19) MCF 30.00*39.85




25 Gallon Without Rigid Liner
 18 Dia. x 30.5 H
Suggested Bag Size
 LLD 40x46 or 37x44
 HD 37x46 or 40x48
Office (26) MCF 28.26*43.50

45 Gallon Inner Rigid Liner
 18.25 Sq. x 29.125 H
Suggested Bag Size
 LLD 40x46 or 37x44
 HD 40x48 or 37x46
Office (43) MCF 34.50*42.03


20 Gallon
 19.5 Dia. x 22.875 H
Suggested Bag Size
 LLD 30x43 or 30x36
 HD 30x37
Office (18) MCF 30.62*36.63

50 Gallon Inner Rigid Liner
 22 Sq. x 24.5 H
Suggested Bag Size
 LLD 43x47 or 44x55
 HD 43x48
Office (50) MCF 42.00*40.06


Rectangle Wastebasket
3.5 Gallon
 11.375 L x 8.25 W x 12.125 H
Suggested Bag Size
 LLD 20x21
 HD 20x22
Office (5) MCF 17.63*19.15



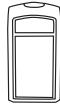
Untouchable® Round Base
22 Gallon
 15.75 Dia. x 30.175 H
Suggested Bag Size
 LLD 30x43, 26x42 or 33x39
 HD 30x43 or 33x40
Office (21) MCF 24.73*42.05



Untouchable® Square
19 Gallon
 14.5 Sq. x 24 H
Suggested Bag Size
 LLD 30x36
 HD 30x37
Office (17) MCF 27.00*34.25




Landmark Series™
35 Gallon Inner Rigid Liner
 19.5 Sq. x 28.5 H
Suggested Bag Size
 LLD 44x55
 HD 37x46
Office (37) MCF 37.00*41.79




32 Gallon
 22 Dia. x 27.25 H
Suggested Bag Size
 LLD 33x45, 37x44 or 40x46
 HD 37x46 or 40x48
Office (31) MCF 34.54*42.25

65 Gallon Inner Rigid Liner
 22 Sq. x 24.5 H
Suggested Bag Size
 LLD 43x47
 HD 43x48
Office (55) MCF 42.00*40.06

7 Gallon
 14.375 L x 10.25 W x 15 H
Suggested Bag Size
 LLD 24x23
 HD 24x24
Office (7) MCF 22.63*23.83



Slim Jim®
23 Gallon
 20 L x 11 W x 30 H
Suggested Bag Size
 LLD 30x43 or 33x39
 HD 30x43 or 33x40
Office (23) MCF 29.00*41.41




23 Gallon
 14.5 Sq. x 28 H
Suggested Bag Size
 LLD 33x39 or 30x43
 HD 30x40 or 30x43
Office (22) MCF 27.00*38.25


45 Gallon Inner Rigid Liner
 19.5 Sq. x 34.25 H
Suggested Bag Size
 LLD 40x46
 HD 40x48 or 37x46
Office (44) MCF 37.00*48.04

44 Gallon
 24 Dia. x 31.5 H
Suggested Bag Size
 LLD 37x50 or 40x46
 HD 40x48 or 37x46
Office (42) MCF 37.68*47.50


Big Wheel®
50 Gallon
 22.65 L x 26.75 W x 38.75 H
Suggested Bag Size
 LLD Custom Liner
 HD Custom Liner
Office (47) MCF 43.38*54.79



10 Gallon
 15.25 L x 11 W x 19.875 H
Suggested Bag Size
 LLD 24x32
 HD 24x33, 24x27
Office (8) MCF 24.25*29.28




Wastemaster™
24 Gallon Without Rigid Liner
 14 Sq. x 35.5 H
Suggested Bag Size
 LLD 40x46 or 37x44
 HD 37x46 or 40x48
Office (24) MCF 26.00*45.40




35 Gallon
 19.5 Sq. x 27.625 H
Suggested Bag Size
 LLD 40x46 or 37x44
 HD 40x48 or 37x46
Office (34) MCF 37.00*41.41

Square Brute® Square Huskee
28 Gallon
 21.5 Sq. x 22.5 H
Suggested Bag Size
 LLD 43x47
 HD 43x48
Office (28) MCF 41.00*37.70




55 Gallon
 26.5 Dia. x 33 H
Suggested Bag Size
 LLD 43x47 or 44x55
 HD 43x48
Office (55) MCF 41.61*50.25


Tilt 'N Wheel
50 Gallon
 27.25 L x 23 W x 41 H
Suggested Bag Size
 LLD Custom Liner
 HD Custom Liner
Office (49) MCF 48.25*58.83




Round Wastebasket
6.5 Gallon
 13.5 Dia. x 14.5 H
Suggested Bag Size
 LLD 24x23 or 24x32
 HD 24x24 or 24x27
Office Only (6) MCF 21.20*25.25



Marshall®/Roun' Top
15 Gallon Inner Rigid Liner
 15.375 Dia. x 27.25 H
Suggested Bag Size
 LLD 30x36 or 26x42
 HD 30x37
Office (15,16) MCF 24.14*38.94

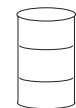


Aspen
12 Gallon Inner Rigid Liner
 13.75 Sq. x 27.375 H
Suggested Bag Size
 LLD 33x39 or 26x42
 HD 33x40
Office (11) MCF 25.50*37.10




32 Gallon
 21.5 Sq. x 22.5 H
Suggested Bag Size
 LLD 43x47
 HD 43x48
Office (33) MCF 41.00*37.70


Drum
55 Gallon
 24 Dia. x 34 H
Suggested Bag Size
 LLD 38x58
 HD 38x60
Office (52) MCF 37.68*50.00



Galvanized
31 Gallon
 24 Dia. x 27 H
Suggested Bag Size
 LLD 33x39
 HD 33x40
Office (30) MCF 32.97*41.50



10 Gallon
 15.75 Dia. x 18 H
Suggested Bag Size
 LLD 24x32
 HD 24x33
Office (10) MCF 24.73*29.88



21 Gallon Inner Rigid Liner
 14.5 Dia. x 30 H
Suggested Bag Size
 LLD 30x43 or 33x39
 HD 30x43 or 33x40
Office (20) MCF 22.7*41.25


35 Gallon Inner Rigid Liner
 19.5 Sq. x 28 H
Suggested Bag Size
 LLD 40x48
 HD 37x46
Office (38) MCF 37.00*41.79

40 Gallon
 23.5 Sq. x 28.75 H
Suggested Bag Size
 LLD 40x46 or 43x48
 HD 40x48 or 43x48
Office (41) MCF 45.00*45.37

Glutton®
56 Gallon Without Rigid Liner
 25.5 L x 22.75 W x 31.125 H
Suggested Bag Size
 LLD 43x47
 HD 43x48
Office (53) MCF 46.25*48.21




Janitorial Cart
25 Gallon
 17.25 L x 10.5 W x 30.5 H
Suggested Bag Size
 LLD 33x39, or 26x42
 HD 33x40, 26x42, or 30x43
Office (27) MCF 25.75*40.60




25 Gallon Without Rigid Liner
 16.25 Dia. x 30.5 H
Suggested Bag Size
 LLD 40x46 or 37x44
 HD 37x46 or 40x48
Office (25) MCF 25.51*42.63

Liner Cart
30 Gallon
 18 L x 8 W x 37 H
Suggested Bag Size
 LLD 30x43 or 33x39
 HD 30x43 or 33x40
Office (29)



48 Gallon
 23.5 Sq. x 28.75 H
Suggested Bag Size
 LLD 46x50
 HD 46x50
Office (46) MCF 45.00*45.37

X-Frame
 26 L x 25.5 W x 36 H
Suggested Bag Size
 LLD 50x48
 HD 52x48
Office (56) MCF 49.50*54.21



▶ Step 2 Choose Plastic Type

Plastic Type (Choose the right plastic for the right application)

Plastic Type ▶	Linear Low Density Bag	High Density Bag
	Recommended for sharper objects under tougher transport conditions. Linear Low Density bags have excellent resistance to puncture and tearing.	Great for paper and non-sharp objects under moderate transport conditions. Uses less plastic than Linear Low Density. Has excellent resistance to puncture and light resistance to tearing.
Puncture Resistance ▶	Good Resistance	Greater Resistance
Tear Resistance ▶	Greater Resistance	Good Resistance
Load Capacity ▶	Good Load Capacity	Greater Load Capacity

▶ Step 3 Choose Gauge (Thickness)

Film thickness is no longer the standard for judging bag strength. Advanced resins and additives have allowed manufacturers to produce thinner, lighter trash bags that are stronger than thicker bags made from lesser quality raw materials.

Static load (lifting strength) is the best way to choose bag strength. See example in Step 4.

▶ Step 4 Choose Product Number

Select from "Product" section on website or from Product Catalog.

Linear Low Density Bags
 Extra Heavy-White

Code #	Color	Size Inches	Capacity	Grade	Bags/Case	Static Load	
						Dry	Wet
H8647EW	White	43 x 47	56 Gallon	Extra Heavy	100	55	25

Approximate Gauge Equivalents

Linear Low Density		High Density	
Refuse Weight	.30-.35 Mil	Refuse	6 Mic
Light Weight	.36-.49 Mil	Light	7-9 Mic
Medium Weight	.50-.60 Mil	Medium	10-12 Mic
Heavy Weight	.61-.74 Mil	Heavy	13-14 Mic
Extra Heavy	.75-.80 Mil	Extra Heavy	15-17 Mic
Super Tuf	.81-1.0 Mil	XXH	18-24 Mic
Super Heavy	1.1-1.2 Mil		
XXH	1.3-1.9 Mil		
XXXH	2.0-3.0 Mil		

Packaging

Topside Dual-Dispensing Packaging Packed for end-user convenience. Our topside dual-dispensing cartons were developed in response to customers' needs. Now, cartons may be stacked to save space while still dispensing liners with greater ease.



HERITAGE

www.heritage-bag.com

Heritage Can Liner Guide

Bottom Seals

Almost all Heritage bags are manufactured with Star Seals because they provide the strongest seal. Because a Star Seal is not possible with the thickest-gauge material, a Flat Seal is used to create the strongest possible seal for these heavy-weight bags.

Star Seal

The Star Seal is the most common type of seal on the market. Designed without gussets, the Star Seal eliminates gaps along the seal where leaks can occur. This allows the bag to more easily conform to the shape of the container and distributes refuse weight evenly inside the bag. Star Seal liners maximize the bag's carrying capacity and virtually eliminate leaks. Star Seal liners are designed in two dimensions, e.g., 40 x 46.



Gusset Seal

A Gusseted Bag is a flat-style bag manufactured with both sides tucked in to form gussets. Where indented, the bag is sealed through four layers of film while the middle of the bag has only two. This leads to a potentially weak bottom seal. Gusseted Seal liners are designed in three dimensions, e.g., 23 x 17 x 46.



Flat Seal

A Flat Seal is a two-dimensional bag with a bottom seal, much like a pillow case. Though Flat Seals are strong, they may have a tendency to leak wet trash from the corners. Also, they do not conform well to the shape of most trash receptacles. Flat Seal liners are designed in two dimensions, e.g., 40 x 46.



Formulas

Case Weight Formula

Linear Low Density

Length x Width x Gauge (in mils) ÷ 15 + 1000 x bags per case = net lbs. per case

High Density

Length x Width x Gauge (in microns) ÷ 14.5 ÷ 25.4 ÷ 1000 x bags per case = net lbs. per case

Microns to Mils Formula

Divide the microns by 25.4 to arrive at mic thickness.

Example
10 Microns ÷ 25.4 = .39 Mil
24 Microns ÷ 25.4 = .94 Mil

Mils to Microns Formula

Multiply the mils by 25.4 to arrive at mil thickness.

Example
1 Mil = 25.4 Microns
.30 Mil x 25.4 = 7.6 Microns
.65 Mil x 25.4 = 16.5 Microns

Converted Microns to Mils

6	= 0.23
7	= 0.27
8	= 0.31
9	= 0.35
10	= 0.39
11	= 0.43
12	= 0.47
13	= 0.51
14	= 0.55
15	= 0.59
16	= 0.62
17	= 0.66
18	= 0.70
19	= 0.74
20	= 0.78
21	= 0.82
22	= 0.86
23	= 0.90
24	= 0.94
25	= 0.98

Glossary

Can Liner Term used for garbage, trash or waste bags. Used in industrial, institutional and medical applications.

Colors Can liners come in standard colors: clear, black, white, gray, red, blue and yellow. (Other colors available.)

Food and Utility Bags Small clear bags designed to hold a variety of small objects (e.g., bread, poultry, vegetables, etc.)

Film Strength Refers to the physical strength of the can liner. Some resins have a higher film strength than others. Our can liners are made from highest quality resins, giving them the highest quality film in the market place.

Dart Drop Test ASTM test used to determine the resistance of a bag to local failure or puncturing of the film.

Elmendorf Tear Test ASTM test used to measure the resistance to tearing.

Wet Load Capacity Measurement of how much wet weight a can liner will hold.

Dry Load Capacity Measurement of how much dry weight a can liner will hold.

Gauge Term used to describe thickness. LDPE and LLDPE can liners are measured by mil thickness and HMW-HDPE can liners are measured by micron thickness.

Mil (One thousandths of an inch) Term used in the measurement of LDPE and LLDPE can liners. One mil is .001". Can liners range between .35 to 4.0 mil.

Micron Term used in the measurement of HMW-HD can liners. 25.4 microns equals .001". 1,000 microns (M) = 1mm. HMW-HDPE can liners are 6 to 24 microns.

Resin Short term for Polyethylene resin. The three types of PE resin are LDPE, LLDPE and HMW-HDPE (see below). Other plastic resins include vinyl, polypropylene, styrene and nylon.

LDPE (Low Density Polyethylene) This resin was used with older can liner technology. Resin has good clarity but weak film strength. Today it is used primarily for Food and Utility Bags.

LLDPE (Linear Low Density Polyethylene) This is the primary type of resin used in modern can liner manufacturing technology. Bags made from LLDPE film provide excellent combination of film strength, puncture resistance and tear resistance.

HMW-HDPE (High Molecular Weight-High Density Polyethylene) Bags made from HMW-HDPE resin provide excellent film strength and puncture resistance, but less tear resistance than LLDPE.

HAO (Higher Alpha Olefin resin) A high-grade hexene-or-octene-based resin used in all Heritage LLD liners. The properties of this resin allow for a higher-quality can liner.

Butene One of three types of LLDPE resin. Butene has weaker film-strength properties than hexene or octene.

Hexene One of three types of LLDPE resin. Heritage uses Higher Alpha Olefin (High Grade Hexene) in the manufacturing of can liners. Properties include high film strength and increased tear resistance.

Octene One of three types of LLDPE resin. Heritage uses Higher Alpha Olefin (High Grade Octene) in the manufacturing of can liners. Used in other applications because of its excellent physical properties.

Prime Resin Refers to the usage of high-quality, "fresh from the reactor," resin. Heritage uses only prime resins in all of the products we produce, unless specified otherwise.

Blended Resin Refers to the combination of two or more types of resin.

Regrind Resin Refers to resin that has been used at least once before. Can be post-industrial (scrap) or post-consumer (recycling). Property of resin is decreased each time it is reused.

Seal Term used to describe bottom of a can liner. The three types of seals are flat, gusseted and star. (See Bottom Seal section.)

Flat Seal Straight seal along bottom of a can liner (looks like a pillow case). Though Flat Seals are strong, they may have a tendency to leak wet trash from the corners.

Gusset Seals A flat-style bag manufactured with both sides tucked in to form gussets. Has a tendency to leak wet trash from the center at gusset points where four layers of film meet two.

Star Seal Designed without gussets, the Star Seal eliminates gaps along the seal where leaks can occur. The bottom of the bag is folded over several times and sealed. Trash rests on the material instead of the seals. This leak-resistant seal holds wet trash better than the other two types of seals.

Top-Side Dispenser Box

An innovative style of box that allows stacking in small spaces. It is just as easy to pull a can liner from the side as it is the top.

Individually Folded Can liners are separately folded, then stacked on top of one another. This allows the end-user to pull liners out of the box with much more ease vs. bulk-folded bags.

Cored Rolls Can liners are rolled together on cardboard cylinders (looks similar to a roll of paper towels). Can liners come inside a special box that dispenses with ease.

Coreless Rolls Can liners are rolled in groups of 25 or 50 per roll. There are 4 to 10 rolls per case. Rolls are perforated or interleaved.